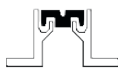





For seismic
zone



Recess
mounted



Joint width
50-500 mm



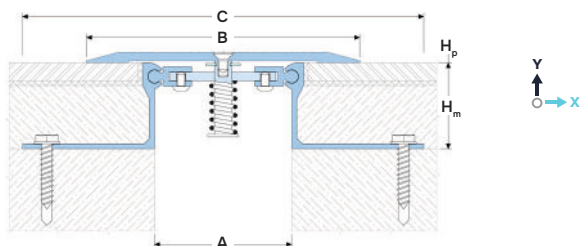
Movements
in 3 planes



Indoor/
outdoor



Loads up to
100 kN



DESIGNATIONS:

A – nominal joint width;
B – visible width;
C – mounting seat;
H_m – profile height;

H_p – cover height;
M_x – horizontal movements;
M_y – vertical movements;

Profile	Cover type ⁴	Sizes, mm					Movements ³ , mm		Permissible loads ⁵ (kN)			
		A ²	B ³	C	...=H _m	B _p	M _x	M _y				
SV 50/50/... ¹	.1 / .3	50	100	200	16, 20, 25, 34, 50, 70, 80, 100, 110, 120, 150, h ⁶	4	50 (±25)	10 (±5)	50	100	30	5
SV 50/75/... ¹	.1 / .3	75	120	230		4	80 (±40)	20 (±10)	50	100	30	5
SV 50/100/... ¹	.1 / .3	100	150	250		5	100 (±50)	30 (±15)	50	100	30	5
SV 50/150/... ¹	.1 / .3	150	220	300		5	150 (±75)	40 (±20)	50	100	30	5
SV 50/200/... ¹	.1 / .3	200	300	350		6	200 (±100)	50 (±25)	50	—	—	5
SV 50/250/... ¹	.3	250	375	400		6	250 (±125)	80 (±40)	50	—	—	—
SV 50/300/... ¹	.3	300	450	450		8	300 (±150)	100 (±50)	50	—	—	—

¹ ... - profile height, selected from H values.

² The profile can be made to any specific expansion joint width from 50 mm. Request additional data.

³ The standard width is indicated when using a profile for seismic joints with the specified limits of movement. It is possible to reduce the width with smaller movements.

⁴ The cover can be made in a choice of different materials. See "Material and Profile designation"

⁵ Speed limit: no more than 10 km/h.

⁶ The profile can be made to the required mounting height, where "h" is the value in mm (from 50). In this case, the profile article has the designation SV-H. Ask for details.

► TECHNICAL DATA

→ FRAME

Material	Aluminum EN AW 6063 T6 (T66 ⁷)
Tolerances	EN 12020-2:2008
Strength, MPa	σ _s =205 (255 ⁷)
Length, m	2,5; 3,0
Tooling	Mounting holes
Fasteners	Not Included (Screws Rawlplug R-LX-6x50-HF or analogues)

→ COVER

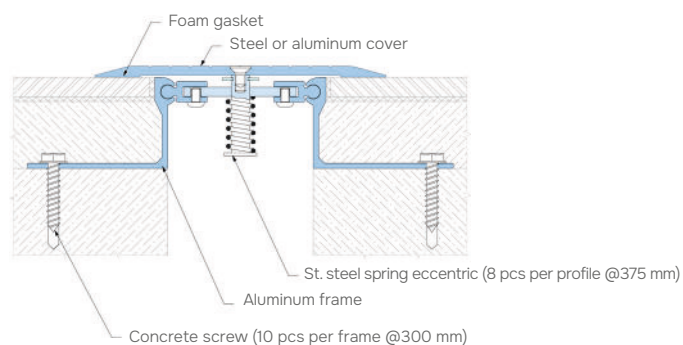
The profile is made to order from various materials to choose from:

Material	Aluminum 6063 T6 (66 ⁷)	AISI 304 ⁸ (1.4301)
Profile designation⁴	.1	.3XX XX – steel surface ⁹
Strength, MPa	σ _s =205 (255 ⁷)	σ _s =515
Tolerances	EN 12020-2:2008	EN 1090-2
Length, m	3,0	3,0
Tooling	Mounting holes	Mounting holes
Surface coat	Mill finish	⁹ Grind/brushed

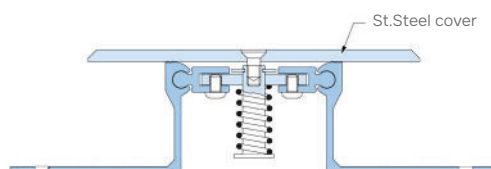
⁷ For EU market.

⁸ On request, the cover can be made of other types of stainless steel: AISI 316, 430 or others.

► EQUIPMENT PROFILE

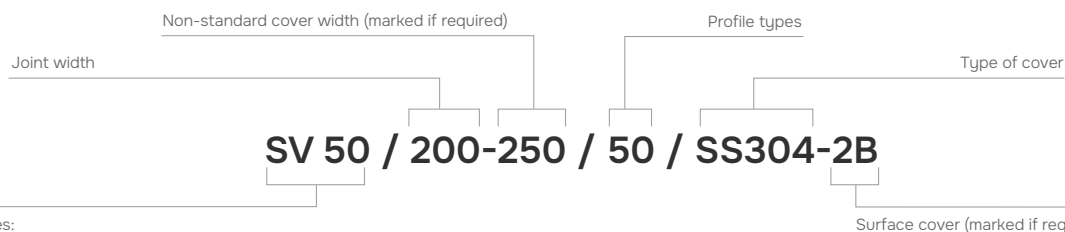


► ST. STEEL TYPE



► LABELING

(example)



Profile Series:

SV 50 – standard version

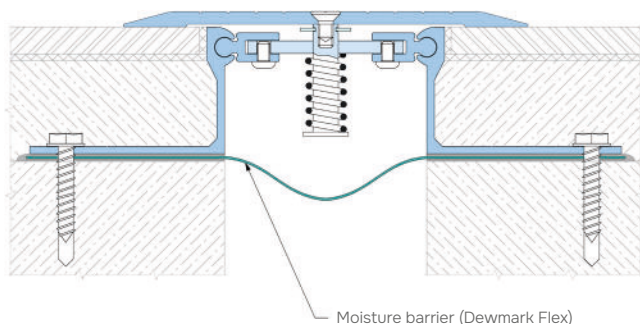
SV-E 50 (marked if required – see “Corner version”)

SV-H 50 – profile height on request (marked if required - see #3)

► EXECUTION OPTIONS



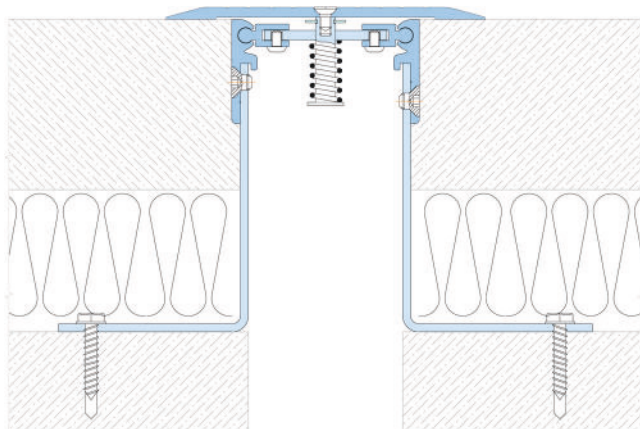
Using a moisture barrier for waterproofing an expansion joint.



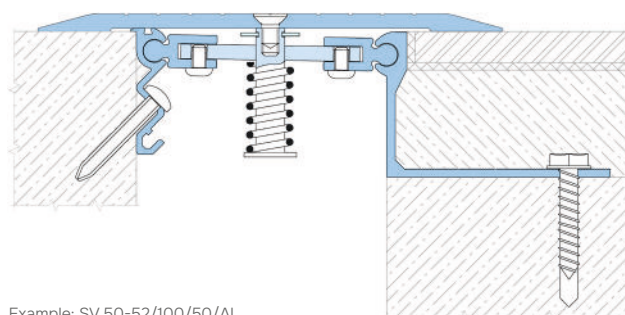
Use of a fire barrier with a fire resistance rating of up to EI 240.



The profile can be made to order for the required height from 50 to 200 mm. In this case, it is completed with an assembled frame consisting of an aluminum guide and a steel angle.



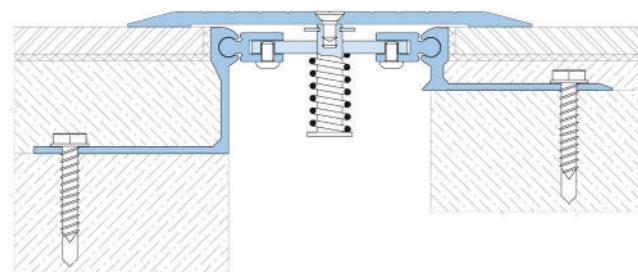
Recess - top mounted profile version (SV 50-52).



Example: SV 50-52/100/50/AL

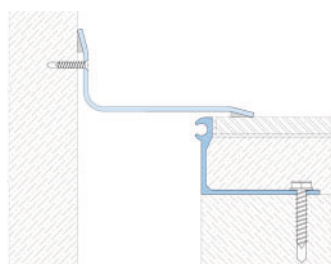


Different height version of the profile.



Example: SV 50/100/50-20/SS304-BA

► CORNER VERSION



Profiles have corner versions for Floor-to-wall connection (joint along the wall). These profiles have an index "E": SV-E

Example: SV-E 50/100/50/SS304-2B