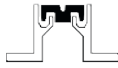
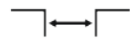




Max load
600 kN



Recess
mounted



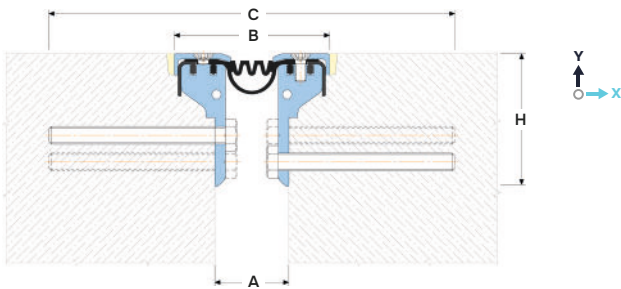
Joint width
up to 120 mm



Movements
in 6 directions



Indoor/
outdoor



DESIGNATIONS:

A – nominal joint width;
B – visible width;
C – full width (min mounting seat);

H – installation depth;
 M_x – horizontal movements;
 M_y – vertical movements.

Profile	Type of cover ¹	Type of apron	Sizes, mm				Movements, mm		Permissible loads (kN)			
			A	B	C	H	M_x	M_y				
WR 79/50	AL / SS	S	45	88	240	75	40 (+20/-20)	20 (+10/-10)	50	600	70	—
WR 79/60	AL / SS	S	55	98	250	75	50 (+25/-25)	20 (+10/-10)	50	600	70	—
WR 79/80	AL / SS	S	75	118	270	75	60 (+30/-30)	20 (+10/-10)	50	600	70	—
WR 79/100	AL / SS	S	95	138	290	75	70 (+35/-35)	20 (+10/-10)	50	600	70	—
WR 79/120	AL / SS	S	115	148	310	75	80 (+40/-40)	20 (+10/-10)	50	600	70	—

¹ Choice of two types of covers (See "Standard types of covers").

▶ TECHNICAL DATA

→ FRAME

Material	Aluminum EN AW 6063 T6 (T66 ³)		
Tolerances	EN 12020-2:2008		
Strength, MPa	$\sigma_b = 205$ (250 ³)		
Length, m	2,5		
Tooling	Countersunk head mounting holes		
Fasteners	Included (Screws Rawlplug R-LX-5x50-CS)		

→ COVER

Material (2 types)	Aluminum EN AW 6063 T6 (T66 ³)	AISI 304 ⁴ (1.4301)
Profile designation³	AL	SS
Strength, MPa	$\sigma_b = 205$ (250 ³)	$\sigma_b = 515$
Tolerances	EN 12020-2:2008	EN 1090-2
Length, m	2,5	2,5
Tooling	Mounting holes	Mounting holes

→ INSERT & APRONS

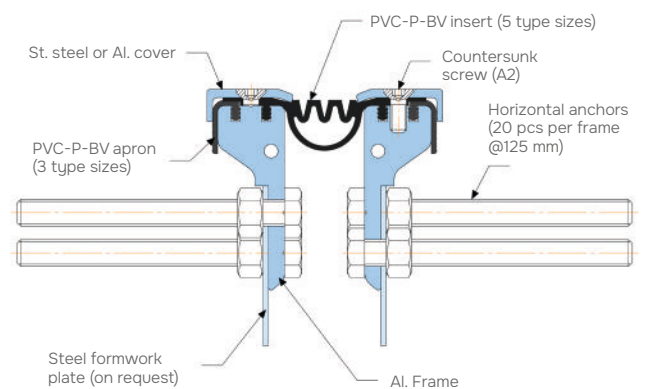
Material	PVC-P	
Resistant	30...+100°C, UV+O ₃ +Bitum – resistant	
Length, m	20 meters per roll	
Color	Black	

³ For EU market.

⁴ On request, the cover can be made of other types of stainless steel: AISI 316, 430 or others.

⁵ On request, the insert can be made in any RAL color (ask for details).

▶ EQUIPMENT PROFILE



▶ LABELING (example)

Additional formwork plate and depth (marked if required)

Additional cover to protect the insert marked if required – see "Additional anchors #4")

Type of cover

Type of apron

WR 79/50/S/AL-FS/AU/FP-100

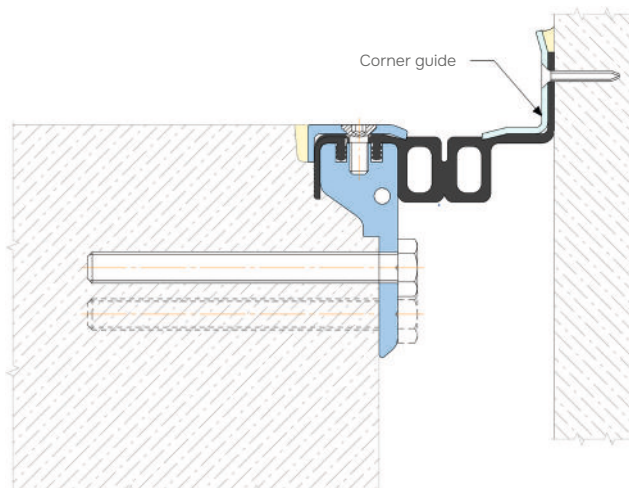
Joint Width

Horizontal anchors

Profile Series:
WR Double 79 – standard version
WR-E 79 (marked if required – see "Corner version")

▶ CORNER VERSION

Profiles have corner versions for Floor-to-wall connections (joint along the wall).

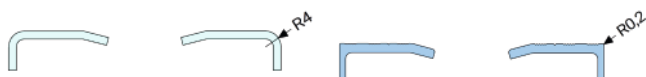



▶ EXECUTION OPTIONS



STANDARD TYPES OF COVER

The profile can be completed with covers made of AISI 304 stainless steel or aluminum EN AW 6063T6.



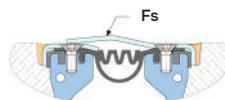
The cover material is selected based on the operating conditions and the nature of the environment:

- Water+light chemistry – aluminum (profile has the AL index);
- Water/chemistry/salts/acids – AISI 304 (index SS).

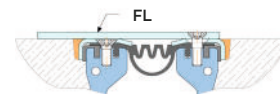


ADDITIONAL COVERS (OPTIONAL)

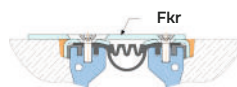
To protect the insert from mechanical damage, four types of F-covers can be used:



Fs – cover overlapping the insert replacing one of the standard ones (index Fs in the profile).



FL – additional overlay covering the insert with a thickness of 4 or 5 mm (index FL in the profile).



Fkr – additional overlay overlapping the insert 3 mm thick, fastened on both sides (Fkr index in the profile).

NOTE!!

- It is not allowed to use these types of covers when moving adjacent plates in a vertical plane (My)
- It is not recommended to use them in heavy traffic.



SEALANT GROOVE FORMER (STRIPFORM 73)

The profile completed with a special strip (Stripform 73), which forms a technological gap along the profile necessary to create a transition zone between the profile and the topcoat, as well as designed for mounting the covers after the concrete has been poured.

