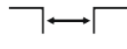




Top mounted



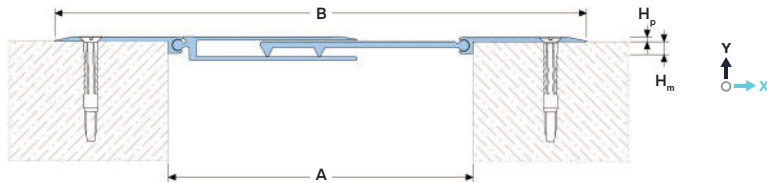
Joint width 100-500 mm



Movements in 3 directions



Indoor/outdoor



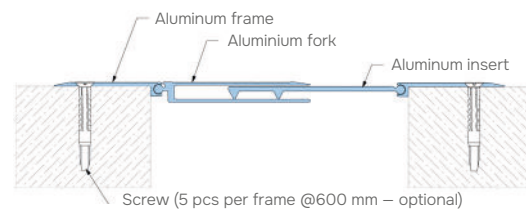
DESIGNATIONS:

- A – nominal joint width;
- B – visible width;
- H_p – profile height;
- H_m – mounting depth;
- M_x – horizontal movements;
- M_y – Y-axis movements.

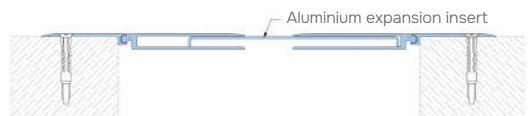
Profile	Sizes, mm				Movements, mm	
	A ¹	B	H _p	H _m	M _x	M _y
AV 15/100	100	190	2	5	60 (+30/-30)	60 (+30/-30)
AV 15/130	130	220	2	5	60 (+30/-30)	80 (+40/-40)
AV 15/170	170	260	2	5	60 (+30/-30)	100 (+50/-50)
AV 15/200	200	290	2	5	60 (+30/-30)	140 (+70/-70)
AV 15/250	250	340	2	5	60 (+30/-30)	170 (+85/-85)
AV 15/300	300	390	2	5	60 (+30/-30)	200 (+100/-100)
AV 15/400	400	490	2	5	60 (+30/-30)	260 (+130/-130)
AV 15/500	500	590	2	5	60 (+30/-30)	300 (+150/-150)

¹ On request, the profile can be manufactured to any joint width from 200 to 500 mm.

▶ EQUIPMENT PROFILE



For expansion joints with a width of 200 mm or more, the profile is equipped with a special expansion insert:




▶ TECHNICAL DATA

Material	Aluminum EN AW 6063 T6 (T66 ²)
Tolerances	EN 12020-2:2008
Strength, MPa	σ _b =205 (250 ²)
Length, m	3,0
Tooling	Mounting holes
Fasteners	Included (dowel-nail)
Surface coat of cover	For Aluminium (AL): - mill finish (MF) - matt anodized (AN) On request: powder coated in RAL color or anodized in various colors (ask for details).

⁴For EU Market

▶ CORNER VERSION



▶ LABELING

