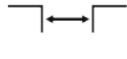




For seismic zone



Top mounted



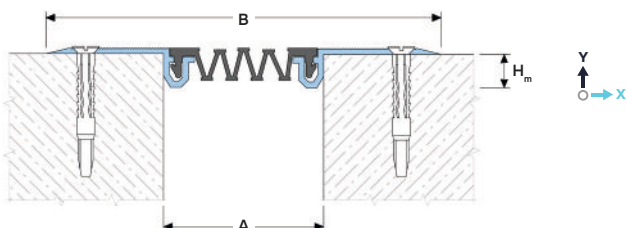

Joint width 30-300 mm



Movements in 6 planes



Indoor/outdoor



DESIGNATIONS:

A – nominal joint width;
B – visible width;
H_m – installation depth;

M_x – horizontal movements;
M_y – Y-axis movements.

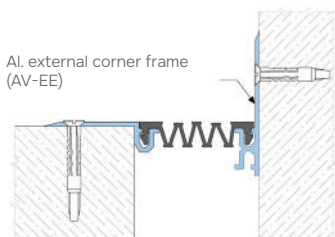
Profile	Sizes, mm			Movements, mm	
	A ¹	B	H _m	M _x	M _y
AV 20/30	30	110	12	30 (+15/-15)	30 (+15/-15)
AV 20/50	50	130	12	75 (+50/-25)	50 (+25/-25)
AV 20/80	80	160	12	130 (-80/-50)	80 (-40/-40)
AV 20/100	100	180	12	190 (+120/-70)	100 (+50/-50)
AV 20/150	150 ¹	230	12	150 (+150/-120)	150 (+75/-75)
AV 20/200	200 ¹	280	12	370 (+200/-170)	200 (+100/-100)
AV 20/300	300 ¹	380	12	570 (+300/-270)	300 (+150/-150)

¹With a joint width of 150 mm or more, in the presence of any dynamic influences (including wind, rain or snow), it is recommended to use the Dewmark Wall AV 28 profiles.

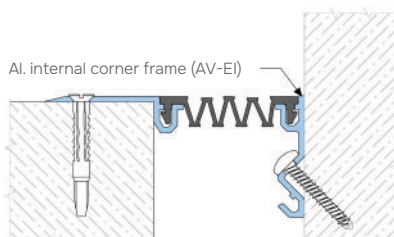
► CORNER VERSION

Profiles have corner versions for wall-to-wall, ceiling-to-wall connections (joint along the wall). These profiles have an index:

- For external version "EE": AV-EE;
- For internal version "EI": AV-EI (only for joints with a width of 45 mm).



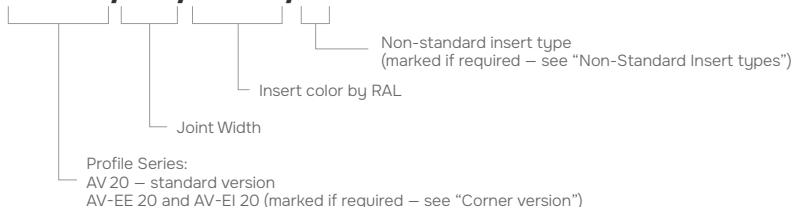
Example: AV-EE 20/50/9005



Example: AV-EI 20/50/9005

► LABELING

AV 20/50/7035/F



► TECHNICAL DATA

→ FRAME

Material	Aluminum EN AW 6063 T6 (66 ²)
Tolerances	EN 12020-2:2008
Strength, MPa	$\sigma_b=205$ (255 ²)
Length, m	3,0
Tooling	Mounting holes
Fasteners	Included

→ FLEXIBLE INSERT⁴

Material	PVC-P				
Resistant	-30...+100 °C, UV+O ₃ – resistant				
Length, m	20 meters per roll				
Color ³	<table border="1"> <tr> <td>9005</td> <td>7035</td> <td>7037</td> <td>1015</td> </tr> </table>	9005	7035	7037	1015
9005	7035	7037	1015		

²For EU market.

³On request, the insert can be made in any RAL color (ask for details).

⁴On request it is possible to manufacture inserts with other geometries (ask for details).

► EQUIPMENT PROFILE

