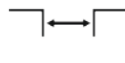




For seismic zone



Inside mounted



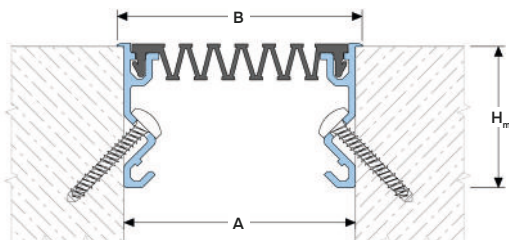
Joint width 30-300 mm



Movements in 6 planes



Indoor/outdoor



DESIGNATIONS:

A – nominal joint width;
B – visible width;
H_m – installation depth;

M_x – horizontal movements;
M_y – Y-axis movements.


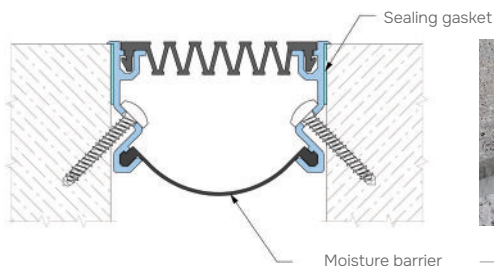
Profile	Sizes, mm			Movements, mm	
	A ¹	B	H _m	M _x	M _y
AV 21/50	50	55	45	75 (+50/-25)	50 (+25/-25)
AV 21/80	80	85	45	130 (-80/-50)	80 (-40/-40)
AV 21/100	100	105	45	190 (+120/-70)	100 (+50/-50)
AV 21/150	150 ¹	155	45	150 (+150/-120)	150 (+75/-75)
AV 21/200	200 ¹	205	45	370 (+200/-170)	200 (+100/-100)
AV 21/300	300 ¹	305	45	570 (+300/-270)	300 (+150/-150)

¹With a joint width of 150 mm or more, in the presence of any dynamic influences (including wind, rain or snow), it is recommended to use the Dewmark Wall AV 27 profile.

OPTIONAL

The profile can be completed with:

- Fire barrier (up to EI 240 – 4 hours).
- Moisture barrier.
- Sealing gasket.



TECHNICAL DATA

FRAME

Material	Aluminum EN AW 6063 T6 (66 ²)
Tolerances	EN 12020-2:2008
Strength, MPa	$\sigma_b=205$ (255 ²)
Length, m	3,0
Tooling	Mounting holes
Fasteners	Included

FLEXIBLE INSERT⁴

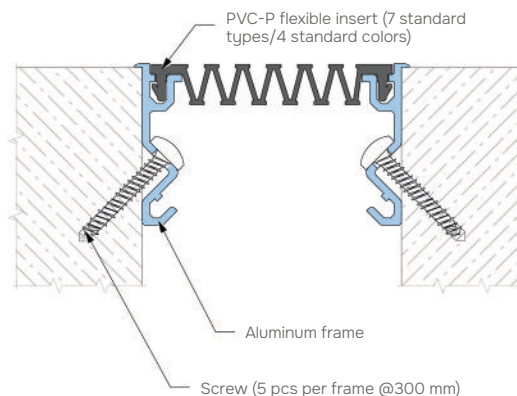
Material	PVC-P				
Resistant	-30...+100 °C, UV+O ₃ – resistant				
Length, m	20 meters per roll				
Color ³	<table border="1"> <tr> <td>9005</td> <td>7035</td> <td>7037</td> <td>1015</td> </tr> </table>	9005	7035	7037	1015
9005	7035	7037	1015		

²For EU market.

³On request, the insert can be made in any RAL color (ask for details).

⁴On request it is possible to manufacture inserts with other geometries (ask for details).

EQUIPMENT PROFILE



LABELING

AV 21/50/7035/F

