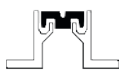





For seismic zone



Recess mounted



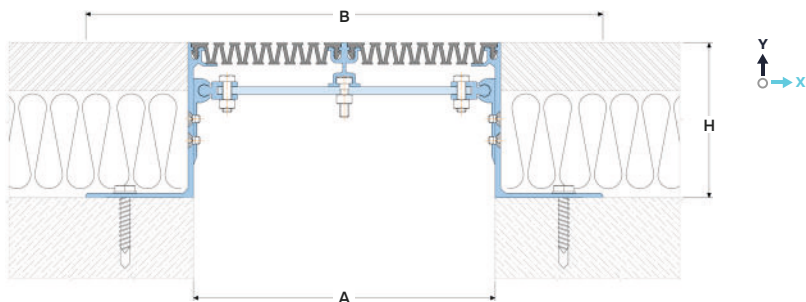
Joint width 100-1000 mm



Movements in 6 directions



Indoor/outdoor



DESIGNATIONS:

- A – nominal joint width;
- B – visible width;
- H – installation height;
- M_x – horizontal movements;
- M_y – Y-axis movements.

| Profile | Sizes, mm | | | Movements, mm | |
|-------------------------------|----------------|-----|-------------------------------------|-----------------|-----------------|
| | A ¹ | B | ...=H | M_x | M_y |
| AV 29/100-E ³ /... | 100 | 260 | 50 / 70 / 80 / 100 / h ² | 100 (+50/-50) | 80 (+40/-40) |
| AV 29/150-E ³ /... | 150 | 310 | | 175 (+75/-100) | 100 (+50/-50) |
| AV 29/200-E ³ /... | 200 | 360 | | 225 (+100/-125) | 150 (+75/-75) |
| AV 29/250-E ³ /... | 250 | 410 | | 300 (-125/-175) | 200 (+100/-100) |
| AV 29/300-E ³ /... | 300 | 460 | | 350 (+150/-200) | 200 (+100/-100) |
| AV 29/400-P ³ /... | 400 | 560 | | 500 (+200/-300) | 250 (+125/-125) |
| AV 29/500-P ³ /... | 500 | 660 | | 650 (+250/-400) | 250 (+125/-125) |
| AV 29/600-P ³ /... | 600 | 760 | | 800 (+300/-500) | 300 (+150/-150) |

¹The profile can be made for any expansion joint width from 100 up to 1000 mm (ask for details).
²Mounting height of the profile on request, where "h" is a value in mm (selectable in the range from 50 mm), designated by the AV-H index (ask for details).
³E – with eccentric, P – with pantograph (see EQUIPMENT PROFILE)

▶ TECHNICAL DATA

→ FRAME

| | |
|----------------------|--|
| Material | Aluminum EN AW 6063 T6 (T66 ⁴) |
| Strength, MPa | $\sigma_b = 205$ (250 ⁴) |
| Length, m | 3,0 |
| Tooling | Mounting holes |
| Fasteners | Included (Screws Rawlplug R-LX-5x50-HF) |

→ FLEXIBLE INSERT⁶

| | | | | | |
|--------------------------|--|------|------|------|------|
| Material | PVC-P | | | | |
| Resistant | -30...+100 °C, UV+O ₃ – resistant | | | | |
| Length, m | 20 meters per roll | | | | |
| Color³ | <table border="1"> <tr> <td>9005</td> <td>7035</td> <td>7037</td> <td>1015</td> </tr> </table> | 9005 | 7035 | 7037 | 1015 |
| 9005 | 7035 | 7037 | 1015 | | |

⁴For EU market.
⁵On request, the insert can be made in any RAL color (ask for details).
⁶On request it is possible to manufacture inserts with other geometries (ask for details).

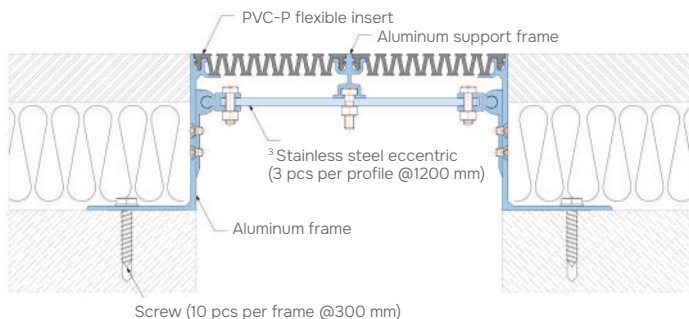
▶ CORNER VERSION

Each type of profile has a corner design for wall-to-wall connection at an angle of 90 degrees. Ask for details.

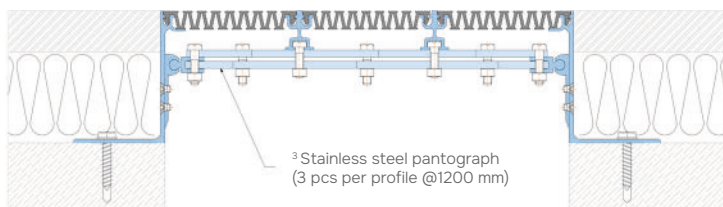
▶ OPTIONAL

- The profile can be completed with:
- Fire barrier (up to EI 240 – 4 hours).
 - Moisture barrier barrier.

▶ EQUIPMENT PROFILE



For joints with a width of 300 mm or more, a pantograph system is used.



³For joints with a width of 100 to 300 mm inclusive, a system with eccentrics (Eccentric bar) is used.