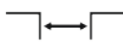




Top
mounted



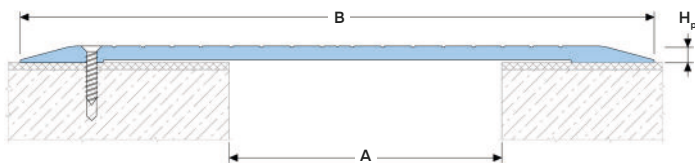

Joint width
10-200 mm



Movements in
2 directions



Indoor/
outdoor³



DESIGNATIONS:

A – nominal joint width;
B – visible width;
Hp – profile height;

M_x – horizontal movements;
M_y – vertical movements.

Profile	Sizes, mm			Movements, mm		Permissible loads (kN)			
	A ¹	B	H _p	M _x ¹	M _y ²				
SV-HD 14/120	10-30	120	5	see tab	–	50	100	50	20
SV-HD 14/160	35-50	160	6	see tab	–	50	100	50	20
SV-HD 14/200	55-100	200	6	see tab	–	50	100	50	20
SV-HD 14/245	110-140	245	7	see tab	–	50	100	50	20
SV-HD 14/300	145-200	300	8	see tab	–	50	100	50	20

¹The permissible value of horizontal movements depends on the width of the expansion joint on which the profile is installed. See tab. "Movements".

²Vertical movements are not recommended.

³It is not recommended to use the profile under the open rays of the sun and with possible large temperature fluctuations due to the large difference in the coefficients of thermal expansion of concrete and aluminum.

⁴If the profile is only used for pedestrian traffic, the permissible joint width can be increased.

▶ MOVEMENTS, mm

SV-HD 14/120	
A	M _x
10	-10/+30
20	-20/+20
30	-30/+10

SV-HD 14/160	
A	M _x
40	-40/+30
50	-50/+20

SV-HD 14/200	
A	M _x
60	-60/+50
80	-80/+30
100	-100/+10

SV-HD 14/245	
A	M _x
110	-110/+40
140	-140/+10

SV-HD 14/300	
A	M _x
150	-150/+60
160	-160/+50
170	-170/+40
180	-180/+30
190	-190/+20
200	-200/+10

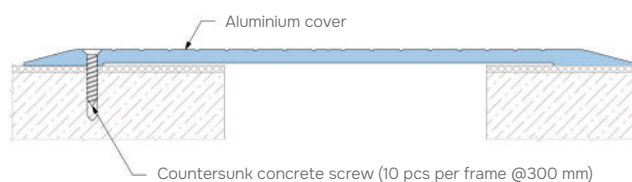
▶ TECHNICAL DATA

→ COVER

Material	Aluminum EN AW 6063 T6 (T66 ²)
Tolerances	EN 12020-2:2008
Strength, MPa	σ _p = 205 (250 ²)
Length, m	3,0
Tooling	Mounting holes
Fasteners	Included

²For EU market.

▶ EQUIPMENT PROFILE



▶ CORNER VERSION

See versions of corner profiles Dewmark Standart SV 14.